

INSTALLATION SERIES

ISX-5

ISX-10

ISX-155

Operation Manual

WWW.BEGLEC.COM

Copyright © 2004 by BEGLEC cva.

Reproduction or publication of the content in any manner, without express permission of the publisher, is prohibited.

Version: 1.0

JBSYSTEMS
THE POWER SOURCE FOR DJ'S

OPERATION MANUAL

FEATURES

- Perfect for Permanent installations in pubs, clubs, restaurants, ...
- Very compact design
- Only one power amplifier needed (ISX-15S has built-in crossover)
- ISX-15S: High power dual voice coil 15" Woofer
- Flexible setup, each ISX-15S supports:
 - Up to 8x ISX-5 cabinets.
 - Up to 4x ISX-10 cabinets.
- ISX-5 and ISX-10 can be used as full range cabinets.

SAFETY PRECAUTIONS

- The ISX-series can easily reproduce sound pressure levels (SPL) sufficient enough to cause sever and permanent hearing damage. Always protect your ears when you are exposed to SPL in excess of 85dB!
- Be sure that the power amp is turned off before connecting the speakers.
- Always mount the speaker cabinets in safe and stable conditions.
- The woofers and tweeters are not protected against humid and rain. Therefore these speaker cabinets are intended for indoor use only, use of these products outdoors, in humid conditions, voids all warranties.

MAINTENANCE

Clean the cabinets with a sponge and some non aggressive soap solution. Don't use any chemical solvents as they attack the enclosure! Take care that no water can enter the enclosures.

CONNECTIONS AND USE

ISX-5 ~ ISX-10 FULL RANGE:

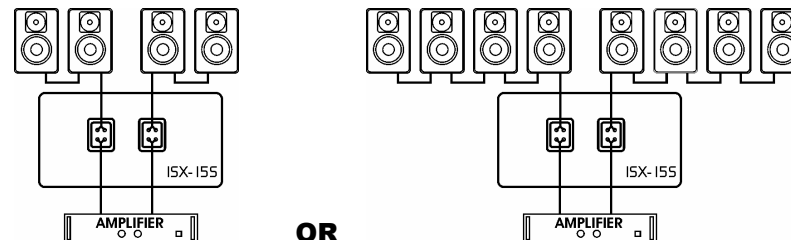
You can use both speaker cabinets as full range units, without the subwoofer. While ISX-5 has 16Ω impedance, you can link up to 4 cabinets in parallel to obtain 4Ω load for your amplifier.

COMBINED SETUP:

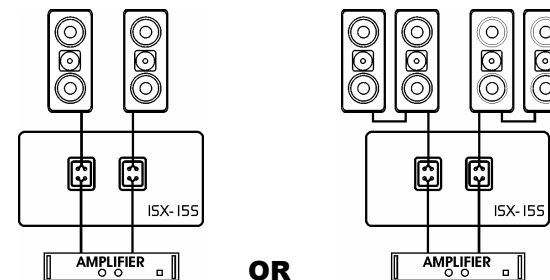
In this setup you only need one amplifier. Both channels of the amplifier are connected to the ISX-15S. The ISX-5 or ISX-10 cabinets are connected to the outputs on the ISX-15S subwoofer.

Note: Don't mix ISX-5 and ISX-10 on the same Subwoofer.

ISX-5: You can connect up to 4 "ISX-5" cabinets to each subwoofer output. This means a total maximum of 8 cabinets. (see drawings)



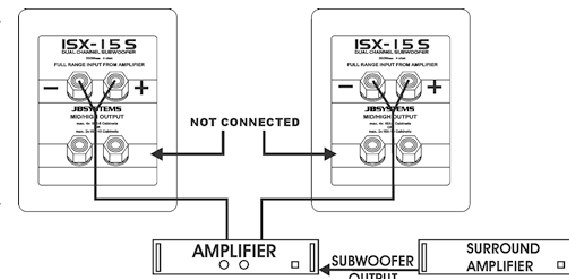
ISX-10: You can connect up to 2 "ISX-10" cabinets to each subwoofer output. This means a total maximum of 4 cabinets. (see drawings)



HOME CINEMA SETUP:

In this setup your surround sound amplifier has several separate speaker outputs (front, rear, central, etc.). You can connect the ISX-5 and/or ISX-10 cabinets to these outputs as you like. The subwoofer needs to be connected to a separate amplifier, connected to the "sub out" from your surround sound amplifier. In this setup the ISX-15S subwoofer will act as a mono subwoofer. This means it must be connected in a different way: don't use the outputs and connect the subwoofer as shown on the drawing.

Note: The ISX-cabinets are not electromagnetically shielded. Don't put a cabinet near your TV!



BRACKETS

Both ISX-5 and ISX-10 cabinets are prepared to be easily equipped with the included hanging brackets. Due to the conical 120° sound dispersion, you can mount both models in any position you like.



SPECIFICATIONS

ISX-5 CABINET:

System type:	2way – bass reflex
Power Capacity:	80Wrms
Input impedance:	16Ω
Input Sensitivity:	88dB 1W/1m
Max SPL:	110dB
Frequency response:	120 - 20.000Hz
Nominal dispersion:	120° x 120° (HxV)
Dimensions:	19 x 18 x 28 cm
Weight:	7kg

ISX-10 CABINET:

System type:	2way – bass reflex
Power Capacity:	160Wrms
Input impedance:	8Ω
Input Sensitivity:	91dB 1W/1m
Max SPL:	116dB
Frequency response:	100 - 20.000Hz
Nominal dispersion:	120° x 120° (HxV)
Dimensions:	19 x 18 x 44 cm
Weight:	10kg

ISX-15S SUBWOOFER:

System type:	15" dual channel, band pass
Power Capacity:	2x350Wrms amplifier
Input impedance:	2x4Ω
Crossover:	150Hz
Input Sensitivity:	96dB 1W/1m
Max SPL:	124dB
Frequency response:	45 - 250Hz
Dimensions:	68 x 47 x 34 cm
Weight:	34kg