

ALU CLAMP 501-V2

General:

Convenient to fix all heavy stage equipment . Tightly locked pipe make it very safe. Aluminum 6061-T6 high strength structural aluminum extrusion mount with 1/2-13 hexagon bolt and wing nut.

Specifications:

Material: Al 6061-T6

Width: 50 mm

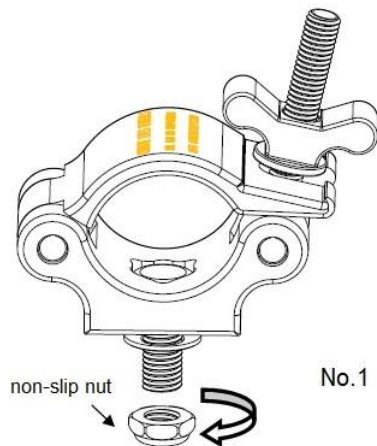
Tube Diameters: $\varnothing 38-51$ mm

Max. Safe working load : 500 kgs

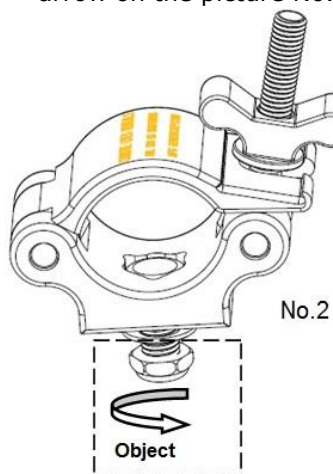
Unit weight: 0.47 kg

Installation Method:

- ① Open the package, Loosen the non-slip nut according to the direction of arrow on the picture No1;

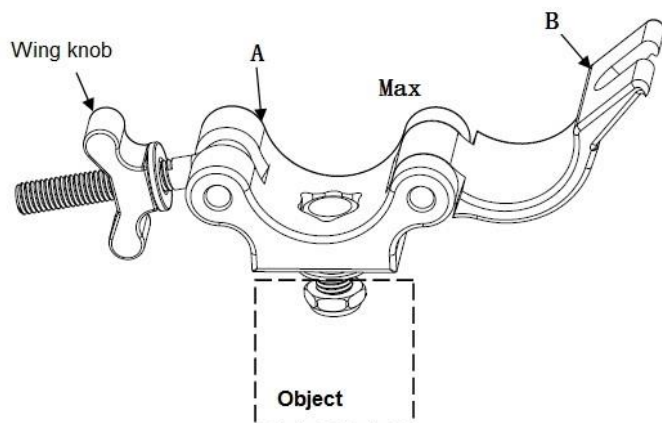


- ② Connected to the target product (Object), then tighten the wing nut according to the direction of arrow on the picture No.2;



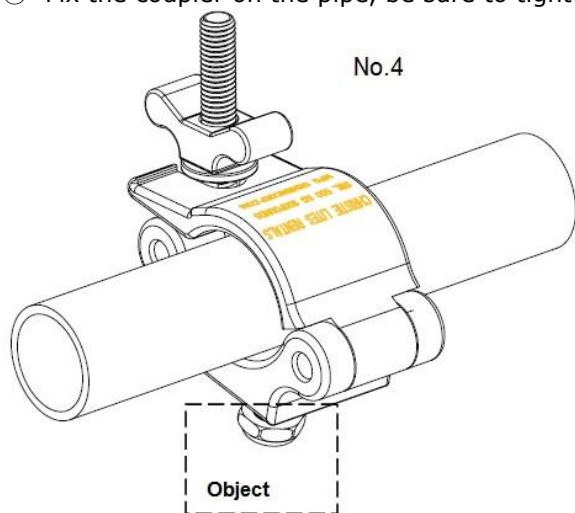
- ③ Loosen the wing knob according to the direction of arrow on the picture No3, make Max opening angle between A and B

No.3



- ④ Fix the coupler on the pipe, be sure to tighten the wing knob, refer the following picture No.4

No.4



Warning:

1. The operator instruction shall be read before the use of the product;
2. Please call the professional to install the product.
3. If safety problems found existing in the product, must not be installed and contact with suppliers;
4. Do not allow children to play in the working area during assembly and adjustments;

BEGLEC NV
't Hofveld 2c, 1702 Groot-Bijgaarden, Belgium



WWW.BRITEQ-LIGHTING.COM