

SWIVEL CLAMP 502-V2

General:

SWIVEL CLAMP 502-V2 is constructed from high tensile aluminum extrusion making it not only lightweight, but extra strong.

It is made up of two single couplers. It's used to connect two pipes. Allowing a full 360 degree of movement. Easily fixed in a 90 or 180 degree.

Specifications:

Material: Al 6061-T6

Width: 50mm

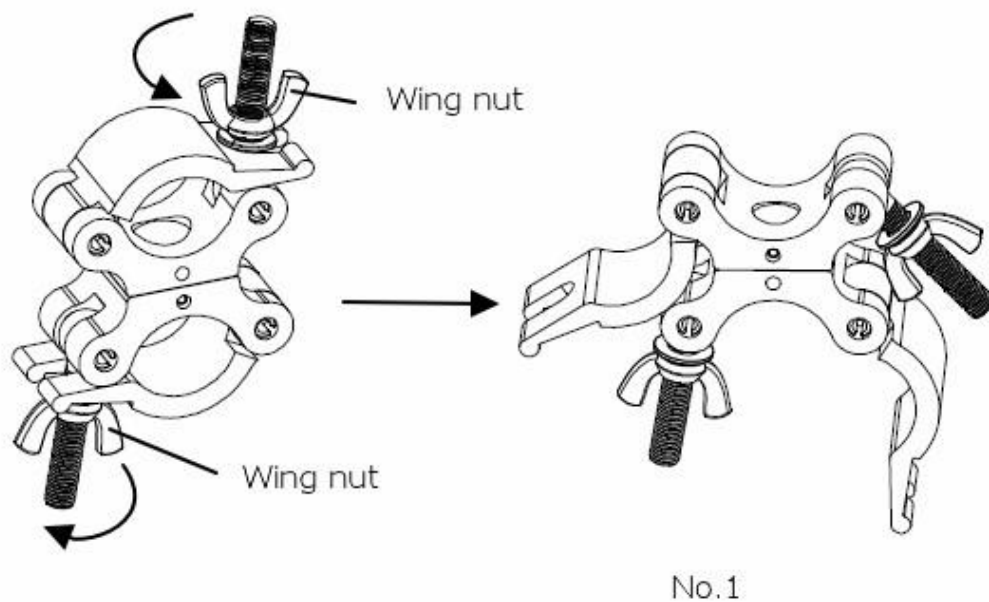
Tube Diameters: 38—51mm

Maximum load: 500kg

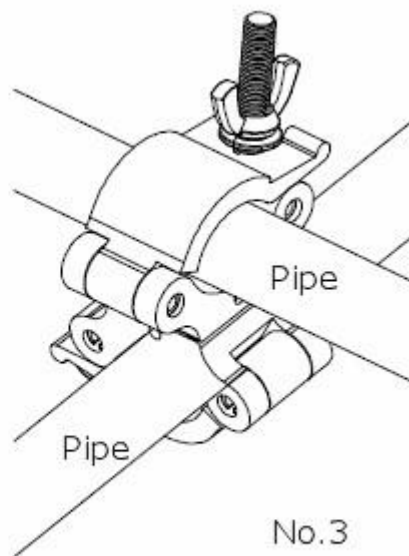
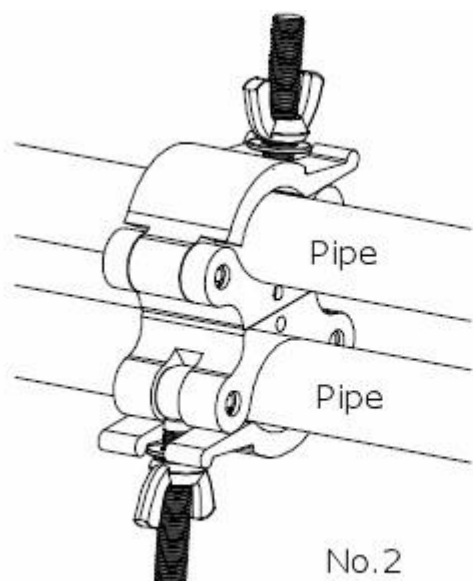
Unit weight: 0.945 kg

Installation Method:

① Open the package, Loosen the wing nuts according to the direction of arrow on the picture No1;



- ② Fix the coupler in two pipes, be sure to tighten the wing nuts. Allowing a full 360 degree of movement . Easily fixed in a 90 or 180 degree with a extra pin.(Picture No2,No3)



Warning:

1. The operators instruction shall be read before the use of the product;
2. Please call the professionals to install the product.
3. If safety problems found existing in the product, must not be installed and contact with suppliers;
4. Do not allow children to play in the working area during assembly and adjustments;

BEGLEC NV
't Hofveld 2c, 1702 Groot-Bijgaarden, Belgium



WWW.BRITEQ-LIGHTING.COM