



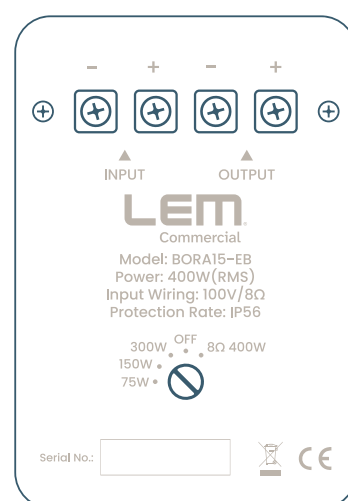
BORA15-EB

All-Weather Sub-Woofer System

ITA

Specifiche tecniche

Drivers	1x15" (385mm) / 3" voice coil LF
Frequency response	45Hz-300Hz
Sensitivity	98 dB 1 watt / 1 metre
Maximum SPL	124 dB continuous, 130 dB peak
Rated Power	75-150-300W @ 100V / 400W @ 8Ω
Impedance	8 ohms nominal
Protection Rate	IP56 / anti UV treatment / 316 stainless steel
Input Connectors	Covered Barrier Strip Terminals
Dimensions (WxHxD)	498x501x596mm
Weight	24.5kg
Accessories	Multi angle u-bracket (included)



Avvertenze di sicurezza

Attenzione: tensione pericolosa.

Accendere l'amplificatore solo dopo aver completato e verificato l'installazione, i diffusori devono essere collegati all'amplificatore per ultimi.

La potenza e l'impedenza del diffusore BORA15-EB sono determinate dalla posizione del selettore posteriore.

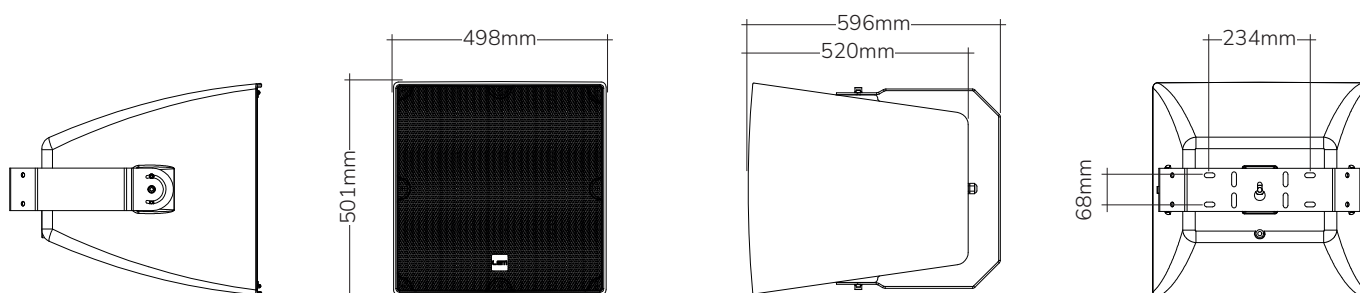
La potenza può variare da 75W a 300W a 100V e 400W a 8Ω, a seconda della posizione del selettore.

È necessario assicurarsi che la somma delle potenze di tutti i diffusori collegati all'amplificatore non superi la potenza massima erogabile dall'amplificatore stesso.

BORA15-EB può inoltre essere utilizzato a bassa impedenza (8Ω) e quindi collegato a un amplificatore audio tradizionale.



Disegno tecnico





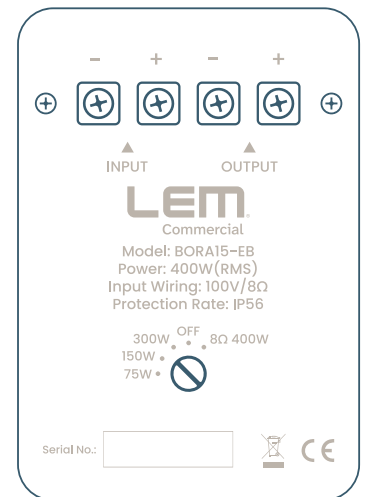
BORA15-EB

All-Weather Sub-Woofer System

ENG

Technical specifications

Drivers	1x15" (385mm) / 3" voice coil LF
Frequency response	45Hz-300Hz
Sensitivity	98 dB 1 watt / 1 metre
Maximum SPL	124 dB continuous, 130 dB peak
Rated Power	75-150-300W @ 100V / 400W @ 8Ω
Impedance	8 ohms nominal
Protection Rate	IP56 / anti UV treatment / 316 stainless steel
Input Connectors	Covered Barrier Strip Terminals
Dimensions (WxHxD)	498x501x596mm
Weight	24.5kg
Accessories	Multi angle u-bracket (included)



Safety warnings

Warning: hazardous voltage.

Switch on the amplifier only after the installation has been completed and checked, loudspeakers must be connected to the amplifier last.

The power rating and impedance of the BORA15-EB loudspeaker are determined by the position of the selector located on the connection terminal.

The power rating can range from 75W to 300W at 100V and 400W at 8Ω, depending on the selector position. When set to 100V, it is necessary to ensure that the sum of the power ratings of all loudspeakers connected to the amplifier does not exceed the maximum output power of the amplifier.

BORA15-EB can also be used in low-impedance mode (8Ω) and therefore connected to a conventional audio amplifier.



Technical drawing

