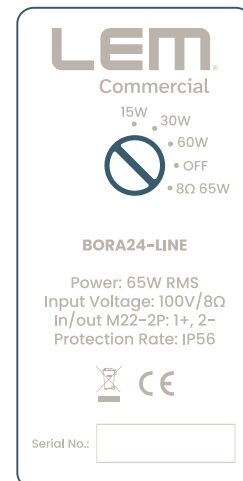


Specifiche tecniche



Drivers	2x4" (100mm) / 1" voice coil LF 1x1" (25mm) / 1.4" voice coil HF
Dispersion (-6 dB)	100° x 60°
Crossover Frequencies	1.8 kHz passive
Frequency response (-3dB)	120Hz-18KHz
Sensitivity	91 dB 1 watt / 1 metre
Maximum SPL	109 dB continuous, 115 dB peak
Rated Power	15-30-60W @ 100V / 65W @ 8Ω
Impedance	8 ohms nominal
Protection Rate	IP56 / anti UV treatment / 316 stainless steel
Connector	1x M22-2P
Dimensions (WxHxD) / Weight	127x446x144mm / 6kg/pc
Accessories	Multi angle wall mount (included)



LEM Commercial

15W 30W
60W
OFF
8Ω 65W

BORA24-LINE

Power: 65W RMS
Input Voltage: 100V/8Ω
In/out M22-2P: 1+, 2-
Protection Rate: IP56

Serial No.:

Avvertenze di sicurezza

Attenzione: tensione pericolosa.

Accendere l'amplificatore solo dopo aver completato e verificato l'installazione, i diffusori devono essere collegati all'amplificatore per ultimi.

La potenza e l'impedenza del diffusore BORA24-LINE sono determinate dalla posizione del selettore posteriore.

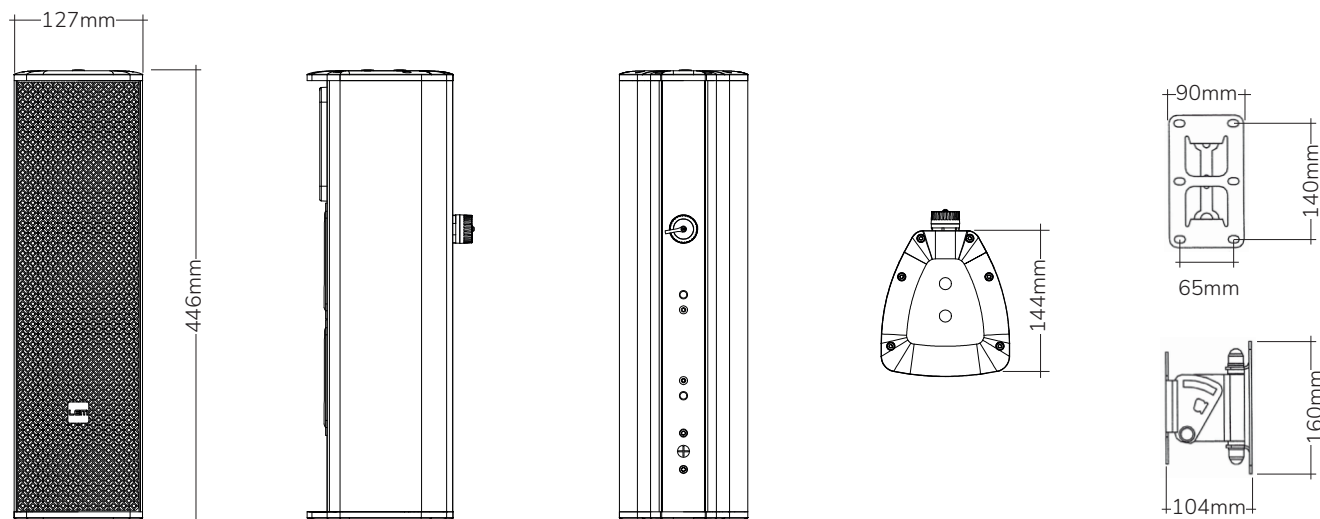
La potenza può variare da 15W a 60W a 100V e 65W a 8Ω, a seconda della posizione del selettore.

Con settaggio a 100V è necessario assicurarsi che la somma delle potenze di tutti i diffusori collegati all'amplificatore non superi la potenza massima erogabile dall'amplificatore stesso.

BORA24-LINE può inoltre essere utilizzato a bassa impedenza (8Ω) e quindi collegato a un amplificatore audio tradizionale.



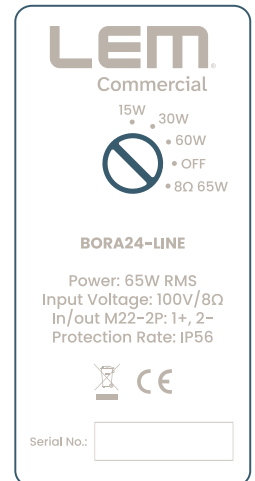
Disegno tecnico



Technical specifications



Drivers	2x4" (100mm) / 1" voice coil LF 1x1" (25mm) / 1.4" voice coil HF
Dispersion (-6 dB)	100° × 60°
Crossover Frequencies	1.8 kHz passive
Frequency response (-3dB)	120Hz-18KHz
Sensitivity	91 dB 1 watt / 1 metre
Maximum SPL	109 dB continuous, 115 dB peak
Rated Power	15-30-60W @ 100V / 65W @ 8Ω
Impedance	8 ohms nominal
Protection Rate	IP56 / anti UV treatment / 316 stainless steel
Connector	1x M22-2P
Dimensions (WxHxD) / Weight	127x446x144mm / 6kg/pc
Accessories	Multi angle wall mount (included)



LEM Commercial

15W 30W
60W OFF 8Ω 65W

BORA24-LINE

Power: 65W RMS
Input Voltage: 100V/8Ω
In/out M22-2P: 1+, 2-
Protection Rate: IP56

Serial No.:

Safety warnings

Warning: hazardous voltage.

Switch on the amplifier only after the installation has been completed and checked, loudspeakers must be connected to the amplifier last.

The power rating and impedance of the BORA24-LINE loudspeaker are determined by the position of the selector located on the connection terminal.

The power rating can range from 15W to 60W at 100V and 65W at 8Ω, depending on the selector position.

When set to 100V, it is necessary to ensure that the sum of the power ratings of all loudspeakers connected to the amplifier does not exceed the maximum output power of the amplifier.

BORA24-LINE can also be used in low-impedance mode (8Ω) and therefore connected to a conventional audio amplifier.



Technical drawing

