



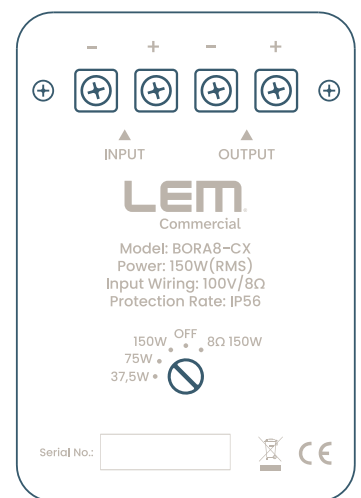
# BORA8-CX

All-Weather Two-Way Loudspeaker System

ITA

## Specifiche tecniche

Drivers	1x8" (200mm) / 2" voice coil LF 1x1" (25mm) / 1.4" voice coil HF
Dispersion (-6 dB)	80° x 80°
Crossover	2.5 kHz passive
Frequency response	80Hz-18KHz
Sensitivity	96 dB 1 watt / 1 metre
Maximum SPL	118 dB continuous, 124 dB peak
Rated Power	37.5-75-150W @ 100V / 150W @ 8Ω
Impedance	8 ohms nominal
Protection Rate	IP56 / anti UV treatment / 316 stainless steel
Input Connectors	Covered Barrier Strip Terminals
Dimensions (WxHxD) / Weight	300x302x345mm / 11kg
Accessories	Multi angle u-bracket (included)



## Avvertenze di sicurezza

Attenzione: tensione pericolosa.

Accendere l'amplificatore solo dopo aver completato e verificato l'installazione, i diffusori devono essere collegati all'amplificatore per ultimi.

La potenza e l'impedenza del diffusore BORA8-CX sono determinate dalla posizione del selettore posteriore.

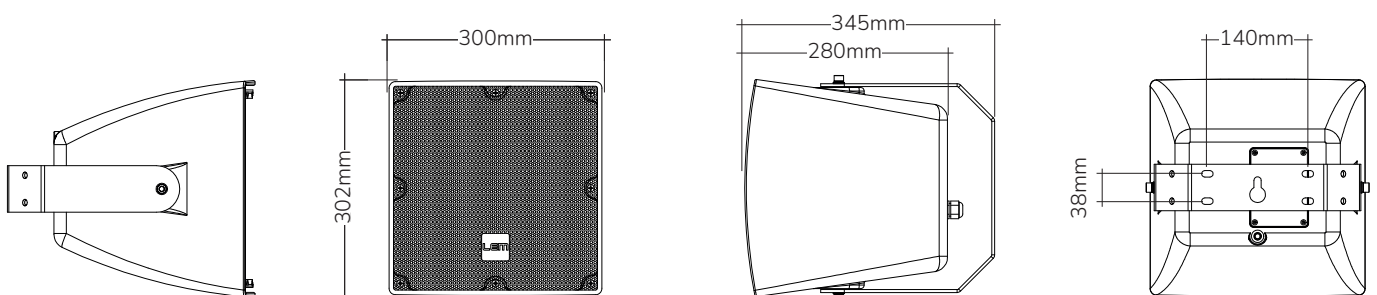
La potenza può variare da 37.5W a 150W a 100V e 150W a 8Ω, a seconda della posizione del selettore.

Con settaggio a 100V è necessario assicurarsi che la somma delle potenze di tutti i diffusori collegati all'amplificatore non superi la potenza massima erogabile dall'amplificatore stesso.

BORA8-CX può inoltre essere utilizzato a bassa impedenza (8Ω) e quindi collegato a un amplificatore audio tradizionale.



## Disegno tecnico





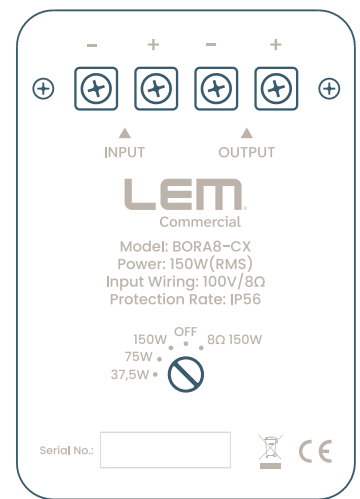
# BORA8-CX

All-Weather Two-Way Loudspeaker System

ENG

## Technical specifications

Drivers	1x8" (200mm) / 2" voice coil LF 1x1" (25mm) / 1.4" voice coil HF
Dispersion (-6 dB)	80° × 80°
Crossover	2.5 kHz passive
Frequency response	80Hz-18KHz
Sensitivity	96 dB 1 watt / 1 metre
Maximum SPL	118 dB continuous, 124 dB peak
Rated Power	37.5-75-150W @ 100V / 150W @ 8Ω
Impedance	8 ohms nominal
Protection Rate	IP56 / anti UV treatment / 316 stainless steel
Input Connectors	Covered Barrier Strip Terminals
Dimensions (WxHxD) / Weight	300x302x345mm / 11kg
Accessories	Multi angle u-bracket (included)



## Safety warnings

Warning: hazardous voltage.

Switch on the amplifier only after the installation has been completed and checked, loudspeakers must be connected to the amplifier last.

The power rating and impedance of the BORA8-CX loudspeaker are determined by the position of the selector located on the connection terminal.

The power rating can range from 37.5W to 150W at 100V and 150W at 8Ω, depending on the selector position. When set to 100V, it is necessary to ensure that the sum of the power ratings of all loudspeakers connected to the amplifier does not exceed the maximum output power of the amplifier.

BORA8-CX can also be used in low-impedance mode (8Ω) and therefore connected to a conventional audio amplifier.



## Technical drawing

